

ATTN:

Report Printed: August 05, 2011

## Live Report : YOUR NO BUSINESS CREDIT, INC


D-U-N-S® Number: 00-000-0000

Endorsement/Billing Reference:

D&B Address		Location Type
Address		Single Location
Phone		Web
Fax		

Endorsement :

## Company Summary

Currency: Shown in USD unless otherwise indicated 

### Score Bar

PAYDEX®	NA
Commercial Credit Score Class	-
Financial Stress Class	-
Credit Limit - D&B Conservative	-
D&B Rating	DS

### Company News

**Today: Friday, August 05, 2011**


This company is not currently tracked for Company News.

Powered by FirstRain

### D&B Company Overview

<b>This is a single location</b>	
Management Control	2011
Employees	3
SIC	8742
NAICS	541611

## Predictive Scores

Currency: Shown in USD unless otherwise indicated 

### Credit Capacity Summary


This credit rating was assigned because of D&B's assessment of the company's creditworthiness. For more information, see the [D&B Rating Key](#)

**D&B Rating :** **DS**

The DS rating indicates that the information available does not permit D&B to classify the company within our rating key.

**Number of Employees Total:** 3

## Trade Payments

Currency: Shown in USD unless otherwise indicated 

### D&B PAYDEX®

Timeliness of historical payments for this company.

<b>Current PAYDEX is</b>	Unavailable
<b>Industry Median is</b>	<b>80</b> Equal to generally within terms
<b>Payment Trend currently is</b>	Unavailable, compared to payments three months ago

Indications of slowness can be the result of dispute over merchandise, skipped invoices etc. Accounts are sometimes placed for collection even though the existence or amount of the debt is disputed.

<b>Total payment Experiences in D&amp;Bs File (HQ)</b>	N/A
<b>Payments Within Terms (not weighted)</b>	N/A
<b>Trade Experiences with Slow or Negative Payments(%)</b>	N/A
<b>Total Placed For Collection</b>	N/A
<b>High Credit Average</b>	N/A
<b>Largest High Credit</b>	N/A
<b>Highest Now Owing</b>	N/A
<b>Highest Past Due</b>	N/A

D&B has not received a sufficient sample of payment experiences to establish a PAYDEX score. D&B receives nearly 400 million payment experiences each year. We enter these new and updated experiences into D&B Reports as this information is received. At this time, none of those experiences relate to this company.

### Payment Habits

For all payment experiences within a given amount of credit extended, shows the percent that this Business paid within terms. Provides number of experiences to calculate the percentage, and the total credit value of the credit extended.

\$ Credit Extended	# Payment Experiences	Total Amount	% of Payments Within Terms
Over 100,000	0	0	0%
50,000-100,000	0	0	0%
15,000-49,999	0	0	0%
5,000-14,999	0	0	0%
1,000-4,999	0	0	0%
Under 1,000	0	0	0%

Based on payments collected over last 12 months.

All Payment experiences reflect how bills are paid in relation to the terms granted. In some instances, payment beyond terms can be the result of disputes over merchandise, skipped invoices etc.

### Detailed payment history for this company

D&B has not received a sufficient sample of payment experiences to establish a PAYDEX score. D&B receives nearly 400 million payment experiences each year. We enter these new and updated experiences into D&B Reports as this information is received. At this time, none of

those experiences relate to this company.

## Public Filings

---

Currency: Shown in USD unless otherwise indicated 

### Summary

---

A check of D&B's public records database indicates that no filings were found for YOUR NO BUSINESS CREDIT, INC.

D&B's extensive database of public record information is updated daily to ensure timely reporting of changes and additions. It includes business-related suits, liens, judgments, bankruptcies, UCC financing statements and business registrations from every state and the District of Columbia, as well as select filing types from Puerto Rico and the U.S. Virgin Islands.

D&B collects public records through a combination of court reporters, third parties and direct electronic links with federal and local authorities. Its database of U.S. business-related filings is now the largest of its kind.

## Special Events

---

Currency: Shown in USD unless otherwise indicated 

### Special Events

---

**08/04/2011**

SELF REQUEST. This record was originally created on August 4, 2011

## History & Operations

---

Currency: Shown in USD unless otherwise indicated 

### Company Overview

---

**Company Name:** YOUR NO BUISNESS CREDIT, INC.

**Street Address:**

**Phone:**

**Present management control** less than 1 year

### History

---

The following information was reported: **08/04/2011**

### Operations

---

**08/04/2011**

**Employees:** 3.

### SIC & NAICS

---

**SIC:** Based on information in our file, D&B has assigned this company an extended 8-digit SIC. D&B's use of 8-digit SICs enables us to be more specific about a company's operations than if we use the standard 4-digit code.

The 4-digit SIC numbers link to the description on the Occupational Safety & Health Administration (OSHA) Web site. Links open in a new browser window.

8742 0000 Management consulting services

**NAICS:**

541611 Administrative Management and General Management Consulting Services

## Company Financials: D&B

D&B currently has no financial information on file for this company. You can ask D&B to make a personalized request to this company on your behalf to obtain its latest financial information by clicking the Request Financial Statements button below.

## Additional Financial Data

## Request Financial Statements

[Request Financial Statements](#)

Requested financials are not DUNSRight certified.

## Key Business Ratios

D & B has been unable to obtain sufficient financial information from this company to calculate business ratios. Our check of additional outside sources also found no information available on its financial performance.

To help you in this instance, ratios for other firms in the same industry are provided below to support your analysis of this business.

Based on this Number of Establishments

25

### Industry Norms Based On 25 Establishments

	This Business	Industry Median	Industry Quartile
<b>Profitability</b>			
Return on Sales	UN	5.4	UN
Return on Net Worth	UN	27.1	UN
<b>Short-Term Solvency</b>			
Current Ratio	UN	2.2	UN
Quick Ratio	UN	1.9	UN
<b>Efficiency</b>			
Assets/Sales (%)	UN	35.2	UN
Sales / Net Working Capital	UN	5.9	UN
<b>Utilization</b>			
Total Liabilities / Net Worth (%)	UN	106.7	UN

UN = Unavailable

This information may not be reproduced in whole or in part by any means of reproduction.